



MILITARY BASIC ENGLISH

Authors:

**Marioara Patesan
Georgeta Obilisteanu
Vasile Carutasu**

"The European Commission support for the production of this publication does not constitute an endorsement of the contents which reflects the views only of the authors, and the Commission cannot be held responsible for any use which may be made of the information contained therein."

Table of Contents

Introduction	2
1. Army Branches	3
1.1. Combat Support Arms	6
1.2. The Services.....	8
2. Military formations, units and ranks	11
2.1. Armed services.....	11
2.2. Military ranks	11
3. Military weapons	17
3.1. Infantry Firearms	17
3.1.1. The basic components of a firearm	17
3.1.2. Types of firearms	19
3.1.3. Ammunition	22
3.1.4. Elements of performance and rate of fire	23
3.1.5. Safe firearm handling and practices	25
3.2. Artillery equipment.....	25
3.3. Anti-aircraft and anti-tank missile system.....	26
4. Military Vehicles	29
4.1. Unarmored fighting vehicles (UFVs)	29
4.1.1. Trucks	29
4.1.2. Light utility vehicles	29
4.2. Armored fighting vehicles (AFVs).....	30
4.2.1. Tanks	30
4.2.2. Armored personnel carriers (APCs).....	33
4.3. Military Aircraft.....	35
4.3.1. Combat aircraft.....	35
4.3.2. Non-combat aircraft.....	37
5. Leaders and Leadership.....	40
5.1. Leadership – What it is	40

MILITARY BASIC ENGLISH

5.2. Military leadership styles.....	42
5.3. The principles of leadership.....	46
6. Military courtesy	49
6.1. The correct use of titles	49
6.2. Mode of address.....	50
6.3. Making proper introductions.....	51
6.4. Military salutes.....	53
6.5. When not to salute.....	54
6.6. Reporting to a superior officer in his or her office.....	54
6.6.1. Procedures when an officer enters a dining facility.....	55
6.6.2. Entering automobiles and small boats.....	56
6.7. Salute to Colors.....	56
6.8. Procedures for civilians working in the military.....	56
Conclusion	58

Introduction

Military Basic English e-book is designed to cover the basic specialized knowledge and related military terminology any military performing in an international environment should have. Its main objective is to equip the military students attending an international semester with linguistic skills such as reading comprehension, vocabulary development so the chapters are content-driven rather than skills-driven. It is structured on six chapters, each covering topics like *military formations, branches and ranks, military weapons* and *vehicles*. It also focuses on *leaders' role, leadership principles* and *human relationships* within the military.

It covers both general and specific military terminology in English providing up to date information and examples and can be used either independently or within a whole English language module. At the end of each unit there is a checking understanding section so as each student could review the specific military terminology and the information related to a particular issue. The e-book is part of a whole module and focuses on a comprehensive range of reading and new military terminology and is followed by practical activities in class that will help students master the necessary skills. The authentic materials were selected from various reference sources being re-written with a more appropriate level of grammar and vocabulary since it is more important to present them in a comprehensible form, so that they are more easily understood by students. The teachers who will use this book in class may be selective about which language items they will focus on and decide on additional coverage of the other linguistic skills a participant in an international military theatre of operations needs.

The authors

1. Army Branches

In most countries the armed forces are divided into three or four categories: the **Army**, the **Navy** and the **Air Force**. Some nations also organize their marines, Special Forces or strategic missile forces as independent armed services. A number of countries have no navy, for geographical reasons.

The primary mission of the **Army** is to fight and win wars by providing land dominance promptly and whenever necessary. It is the branch responsible for land-based military operations. It is the largest branch of the military.



Figure 1.1: Army soldiers

Source: <http://wallpapersafari.com/army-images-wallpapers/>

The mission of the **Navy** is to train and equip combat ready naval forces capable of winning wars, deterring aggression and maintaining freedom of the seas. From navy ships to aircraft, specialty vessels and weapons, navy sailors work with some of the most powerful machines ever put to sea. They specialize in crisis response, special operations, evacuations and humanitarian operations. All of these operations are carried out in order to protect and defend the nation and make the world a safer place.



Figure 1.2: Navy vessel

Source: <http://www.navy.mil>

The mission of the **Air Force** is to fly and win wars in air, space and cyberspace. It is responsible for conducting military operations in the air and space. It acts in defense of the nation by deploying aircraft to fight enemy aircraft, bombing targets, providing reconnaissance and transporting other armed services.



Figure 1.3: Aircraft

Source: <http://observer.com/>

It is worthwhile to make mention of the term **joint**. In western militaries, a **joint force** is defined as a unit or formation comprising representation of combat power from two or more branches of the military.

The **Branches of the Army** are classified as basic and special branches, further divided into *arms* and *services* based on the normal functions and roles performed by the soldiers assigned to them.

The **ARMS** are those branches whose officers are primarily concerned with combat and combat support. **Combat arms** include those branches directly involved in the actual conduct of fighting: Infantry, Armor, Field Artillery, Air Defense Artillery, Aviation, Corps of Engineers and Special Forces. **Combat support arms** include those branches that provide fire support and operational assistance to the combat forces to secure victory on the battlefield: Signal Corps, Chemical Corps, Military Intelligence and Military Police Corps.

The **SERVICES** are those branches whose officers are mainly concerned with sustaining the operating forces in the theatre of operations at all levels of war. These include: the Adjutant General's Corps, Finance Corps, Quartermaster Corps, Army Medical Corps, Chaplains Branch, Judge Advocate General's Corps, Ordnance Corps, Signal Corps, Chemical Corps, Military Police Corps, Transportation Corps and the Veterinary Corps.

COMBAT ARMS

Combat arms are those units and soldiers who close with the enemy and destroy enemy forces or provide fire power and destructive capabilities on the battlefield.



Figure 1.4

Source :

<http://www.wikiwand.com>

INFANTRY closes with the enemy by means of fire and maneuver in order to destroy or capture him or repel his assault by fire, close combat and counter attack. Despite any technological advantages that the armed forces might have over an enemy, only close combat between ground forces leads to victory in battle. Infantry forces play a key role in close combat situations. The Infantry forms the nucleus of the Army's fighting strength.



Figure 1.5

Source:
www.ensignpower.com



Figure 1.6

Source:
<http://armytechnology.armylive.dodlive.mil>



Figure 1.7

Source:
<http://www.duffelblog.com>



Figure 1.8

ARMOR closes with and destroys the enemy through firepower, shock action and mobility. The heritage and spirit of the Horse Cavalry lives today in Armor. And although the horse has been replaced by 60 tons of steel driven by a 1,500 HP engine, the dash and daring of the Horse Cavalry still reside in Armor. The tank was invented out of military necessity. In the Great War the allies developed the tank to support infantry, batter down strong points of resistance and serve as a defense against the deadly machine gun. It brought mobility to the battlefield and changed the course of land warfare.

The **FIELD ARTILLERY** is the Army's Fire Support branch, the "King of Battle." It destroys, neutralizes or suppresses the enemy by cannon, rocket or missile fire and integrates all supporting fires--field artillery, tactical air, naval guns, army aviation and mortars--into combined arms operations. Field Artillery puts "Steel on Target" in the right places, at the right time and in the right proportions to assure the success of the maneuver commander's plan--a task that requires thorough understanding of maneuver and fire support doctrine, tactics and techniques.

AIR DEFENSE ARTILLERY protects the force and selected geopolitical assets from aerial attack, missile attack and surveillance. The artillerymen are the only servicemen with experience in firing at moving targets and protecting the ground forces from the threat of aerial bombardment.

The mission of **Army AVIATION** is to find, fix and destroy the enemy through fire and maneuver; to provide combat, combat service and combat service support in coordinated operations as an integral member of the combined arms team. On the modern battlefield, Army Aviation, unlike the other members of the combined arms team, has the organic flexibility, versatility and assets

Source:
<http://www.airfighters.com/>



Figure 1.9

Source:
<http://www.nwk.usace.army.mil>



Figure 1.10

Source:
<https://sofrep.com>

to fulfill a variety of maneuver, roles and functions.

Combat engineers of the **CORPS OF ENGINEERS** are the first in and last to leave a battle. Combat missions for engineers include: bridge building and destruction; minefield emplacement and reduction, as well as other tasks requiring specialized engineer skills and equipment. Construction engineers build and maintain roads, airfields and facilities to support combat operations. Topographic engineers provide the terrain depiction products and analyses that give maneuver commanders an edge in battle.

Due to their extensive training, **SPECIAL FORCES** soldiers are unquestioned experts in unconventional warfare. They are generally the first on the ground or already at a crisis location as trouble emerges. They are culturally savvy and have, as a cornerstone of their training, foreign language skills that allow them to successfully operate in their areas of responsibility.

1.1. Combat Support Arms

Combat support arms provide fire support and operational assistance to combat elements. These units and soldiers perform critical combat functions in conjunction with combat units and soldiers to secure victory.



Figure 1.11

Source:
armyrotc.calpoly.edu

SIGNAL CORPS operations range from tactical combat signal units to detachment command in signal units which operate strategic fixed station telecommunications switching centers, satellite terminals and radio relay stations. Other duties involve the research and development of new communications electronics equipment, missile guidance systems, lasers and computer hardware. Signal officers advise commanders on the employment of cable, switching radio and satellite communications systems, as well as command signal units at company, battalion, and



Figure 1.12

Source:
Navy.com



Figure 1.13

Source:
<http://www.defencetalk.com>



Figure 1.14

brigade levels.

The job of **MILITARY INTELLIGENCE** (MI) is to determine an enemy's plans, intentions and capabilities before they are set into motion, which is of critical value to military leaders. The Army must be prepared to fight even if outnumbered and win in a high-intensity conflict, or to defeat the guerilla insurgency in a low-intensity situation. In any scenario, Military Intelligence is of paramount importance. Duties include all aspects of planning, organization, training and operations of tactical intelligence, counterintelligence, signals intelligence and electronic warfare, security, interrogation, aerial reconnaissance and surveillance. By collecting, analyzing and disseminating intelligence data, Military Intelligence is engaged in fighting the "silent war" at tactical, operational and strategic levels.

MILITARY POLICE CORPS is trained to detect and deter the enemy in the rear area, protecting command posts, communications centers and vital resources. Today's military police officer enjoys the distinction of a unique role in the Army by having two diverse and challenging missions. First is the ever-present need to prepare for war by leading and training combat ready military police forces that can conduct combat operations against enemy forces in the rear area and expedite battlefield movement of critical resources. Second is the peacetime garrison environment of law enforcement, criminal investigation, terrorism counter-action, physical security, corrections and crime prevention. This mission focuses on the human aspects of law enforcement and reflects the military police motto--of the troops and for the troops.

CHEMICAL CORPS is responsible for battlefield nuclear, biological, chemical, smoke and flame operations, including combat operations, logistics, training, intelligence, personnel management, research, development and analysis.

Source:
<http://www.mosr.sk>

1.2. The Services

The **SERVICES** are those branches whose officers are primarily concerned with combat service support and/or administration of the Army as a whole. They provide the essential capabilities, functions, activities and tasks necessary to sustain all elements of operating forces in theatre at all levels of war.

These are: the Adjutant General's Corps, Finance Corps, Quartermaster Corps, Medical Corps, Chaplains Branch, Judge Advocate General's Corps, Ordnance Corps, Transportation Corps and Veterinary Corps.



Figure 1.15

Source:
<https://www.army.mod.uk>



Figure 1.15

Source:
<http://www.answers.com>



The **ADJUTANT GENERAL'S CORPS** is responsible for helping servicemen with the tasks that affect their overall welfare and well-being, while assisting commanders by keeping servicemen combat ready. In many cases, the duties of an Adjutant General Officer are very similar to the function of a high level human resources executive in the civilian world. The AG Corps officer is responsible for both peacetime and wartime personnel systems. These systems cover all personnel activities from accession of new soldiers, to discharge and retirement, as well as specialized wartime personnel systems such as replacement operations, strength accounting, casualty reporting, as well as postal.

The Army's **FINANCE CORPS** is responsible for sustaining operations through purchasing and acquiring supplies and services. Officers in the Finance Corps make sure commercial vendors are paid, contractual payments are met, balancing and projecting budgets, paying servicemen for their service and other financial matters associated with keeping the Army running.

The **JUDGE ADVOCATE GENERAL'S CORPS** provides legal services for the Army and its soldiers. Judge advocates serve as prosecutors and defense attorneys for criminal trials under the code of Military

Figure 1.16

Source:
<http://dailymail.co.uk>



Figure 1.16

Source:
<http://www.bundesheer.at>



Figure 1.17

Source:
<https://academics.nsuok.edu>



Figure 1.18

Source:
<http://www.mci-forum.com>



Figure 1.19

Source:
<https://rft.forter.ro/>

Justice. In addition, they practice international, operation, labor, contract, environmental, tort, and administrative law. Judge advocates also provide routine legal services for the soldiers, retirees and their families.

The **QUARTERMASTER CORPS** is the "Sustainer of the Army" by planning and directing activities which provide soldiers with food, water, petroleum, repair parts, weapon systems and a multitude of field services. The three occupational specialties of the Quartermaster Corps are Petroleum Management, Materiel/Service Management and Subsistence Management.

The **ORDNANCE CORPS** is responsible for keeping the Army's combat forces moving and shooting by developing, producing, acquiring and supporting the Army's weapons systems, ammunition, missiles, wheeled and tracked vehicles. It manages and maintains a diverse range of Army materiel from conventional and special ammunition to major weapon and missile systems.

The **MEDICAL CORPS** treats and looks after the sick, injured and wounded soldiers, offering the kind of professional challenges that prevents a doctor's career from becoming a predictable daily routine.

The **CHAPLAIN CORPS** provides religious support to servicemen and their families in war and peace. They contribute to the operational effectiveness of the armed forces by supporting the moral and spiritual well-being of military personnel and their families in all aspects of their lives, during conflict and peacetime. Chaplains minister to the needs of all servicemen and their families, whether they attend church or are of the same religion, or have any spiritual beliefs at all.



Figure 1.20

The **TRANSPORTATION CORPS** officers are experts in the systems, vehicles and procedures related to moving troops and supplies in the Army. They are responsible for commanding and controlling transportation.

Source:

<https://sputniknews.com>

e-resources

http://www.armystudyguide.com/content/Prep_For_Basic_Training/Prep_for_basic_general_information/army-organization.shtml

<http://www.army.mod.uk/infantry/23298.aspx>

<http://www.wvstateu.edu/wvsu/media/Research/Branch-Brief.pdf>

http://www.wikiwand.com/en/British_Army

<https://www.army.mod.uk/rolefinder/>

Check your understanding:

1. What are the armed forces in most countries divided into?
2. What is the primary mission of the Army?
3. What is the main mission of the Navy?
4. What is the primary mission of the Air Force?
5. Choose 8 to 10 unknown military terms from the text and find their definitions

2. Military formations, units and ranks

Military organization is the structuring of the armed forces of a state so as to offer military capability required by the national defense policy. Military organization is hierarchical.

2.1. Armed services

In most countries the armed forces are divided into three or four armed services (military branches): *army*, *navy*, and *air force*. It is worthwhile to make mention of the term *joint*. In western militaries, a joint force is defined as a unit or formation comprising representation of combat power from two or more branches of the military.

Commands, formations and units

It is common, at least in the European and North American militaries, to refer to the building blocks of a military as commands, formations and units.

In a military context, a *command* is a collection of units and formations under the control of a single officer. In general it is an administrative and executive strategic headquarters which is responsible to the national government or the national military headquarters. It is not uncommon for a nation's services to each consist of their own command (such as Land Component, Air Component, Naval Component), but this does not preclude the existence of commands which are not service-based.

Formations are those military organizations which are formed from different specialty Arms and Services troop units to create a balanced, combined combat force. Example of formations include: divisions, brigades, battalions, wings, etc. Formation may also refer to tactical formation, the physical arrangement or disposition of troops and weapons.

A typical *unit* is a homogeneous military organization (combat, combat-support or non-combat in capability) that includes service personnel predominantly from a single arm of service, or a branch of service and its administrative and command functions are self-contained. Any unit subordinate to another unit is considered its sub-unit or minor unit. It is not uncommon for unit and formation to be used synonymously, although formation is rarely used for small units like platoon or company. Other examples of units are: divisions, brigades, battalions, etc.

2.2. Military ranks

Military ranks are a system of hierarchical relationships in armed forces or other institutions organized along military lines. Uniforms usually denote the bearer's rank by particular insignia affixed to the uniforms. Ranking systems have been known for most

of military history to be advantageous for military operations, in particular with regards to logistics, command and coordination; as time continued and military operations became larger and more complex, military ranks increased and ranking systems themselves became more complex.

The military is comprised of three categories of rank: *Commissioned Officers*, *Enlisted Personnel* and *Warrant Officers*.

Characteristics of Commissioned Officers

They generally have a minimum of a bachelor's degree. Additionally advanced degrees are encouraged to continue to be promoted.

Commissioned ranks are the highest in the military. These officers hold presidential commissions.

They do not specialize as much as enlisted personnel and Warrant Officers.

As an officer moves up in rank, he or she gains more experience in different areas with the ultimate goal of taking command over more and more troops.

Officer ranks

The rank system forms the backbone of the army's structure and it defines a soldier's or officer's role and degree of responsibility. Soldiers and officers have different rank systems. Broadly speaking, officers have more leadership duties. However, many officers start off as soldiers before gaining their commission.

For a complete list of common military ranks (Navies/Armies/Air Forces), see also https://en.wikipedia.org/wiki/Officer_%28armed_forces%29.

Officer Cadet is the rank held during initial officer training at the military academy.

Second Lieutenant is the first rank held on commissioning. It is normally held for up to two years, during which time they complete special to arms training relevant to their Corps. Afterwards they are responsible for leading up to 30 soldiers in a platoon or troop, both in training and on operations.

Lieutenant is a rank typically held for up to three years. They normally command a platoon or troop of around 30 soldiers, but with experience come increased responsibilities. They also have the opportunity to gain specialized skills outside their unit.

Captains are normally made second-in-command of a sub-unit of up to 120 soldiers. They are key players in the planning and decision-making process, with tactical responsibility for operations on the ground, as well as equipment maintenance, logistic support and manpower.

Promotion to **Major** follows between 8-10 years of service. Typically a Major will be given command of a sub-unit of up to 120 officers and soldiers, with responsibility for their training, welfare and administration both in camp and on operation, as well as the management of their equipment.

Lieutenant Colonels typically command units of up to 650 soldiers, containing four or five sub-units. They are responsible for the overall operational effectiveness of their unit in terms of military capability, welfare and general discipline. This is typically a two-year appointment.

Colonels are not usually field commanders - typically they serve as staff officers between field commands at battalion/brigade level. It is the lowest of the staff ranks and they are the principal operational advisors to senior officers.

Brigadiers can command a brigade or be a director of operational capability groups such as a director of staff.

Major Generals command formations of division size and hold senior staff appointments in the Ministry of Defense and other headquarters.

Lieutenant Generals command formations of Corps size and hold very senior staff appointments in the Ministry of Defense and other headquarters.

Generals hold the most senior appointments - such as the Chief of Defense Staff, Vice Chief of Defense Staff, Chief of the General Staff, Deputy Supreme Allied Commander Europe and Commander in Chief Land Forces.

See also <https://www.youtube.com/watch?v=4iCE5hoUtn0> for information on formations and ranks in the US army.

Characteristics of Enlisted Personnel

Enlisted personnel are personnel below commissioned rank and make up the vast majority of military personnel. They are known by different names in different countries, such as *other ranks* (ORs) in the United Kingdom. For a better understanding of the rank system and the promotion possibilities in the British Army's structure (officer ranks and other ranks), see also <http://www.army.mod.uk/structure/32321.aspx>

Enlisted ranks are for those who enter the military without going through any formal officer training programs.

The education level may vary from right out of high school to having a master's degree.

Enlisted personnel progress through the ranks, their leadership responsibilities increase significantly. This responsibility is recognized formally by the use of the term Non Commissioned Officer (NCO).

Enlisted Personnel ranks

On completion of Phase 1 Training, all new soldiers start as Privates although the title may be Trooper, Gunner, Signaler, Sapper, Rifleman, depending on Corps/Regiment.

Promotion to Lance Corporal may follow after Phase 2 Training or after about 3 years as a private. Lance Corporals are required to supervise a small team of up to four soldiers. They also have opportunities to specialize and undertake specialist military training.

After 6-8 years, and depending on ability to lead, promotion to Corporal typically follows. In this rank additional trade and instructor qualifications can be gained. Corporals are given command of more soldiers and equipment such as tanks and guns.

Sergeant is a senior role of responsibility, promotion to which typically takes place after 12 years depending on ability. Sergeants typically are second in command of a troop or platoon of up to 35 soldiers, with the important responsibility for advising and assisting junior officers.

After a few years as a Sergeant promotion to either Staff or Color Sergeant may follow. This is a senior role combining man and resource management of around 120 soldiers, or even command of a troop or platoon.

For a clear presentation of the Enlisted Army Ranks in the U.S. Army, see <http://www.military.com/army/enlisted-ranks.html>

Non-commissioned officers

Non-commissioned officers (NCOs) are enlisted personnel, under the command of an officer, granted delegated authority to supervise other military members or assigned significant administrative responsibilities.

A non-commissioned officer (sometimes spelled noncommissioned officer, abbreviated to NCO in British English or non-com in American English, called a sub-officer in some countries) is a military officer who does not have a high rank and who has not been given a commission. Non-commissioned officers usually obtain their position of authority by promotion from the lower ranks.

The NCO corps usually includes all grades of sergeant and corporal; in some countries, warrant officers also carry out the duties of NCOs.

NCO training and education typically includes leadership and management, as well as service-specific and combat training. Senior NCOs are regarded to be the primary link between enlisted personnel and the commissioned officers in a military organization. Their advice and guidance is particularly important for junior officers, who begin their career. Most senior NCOs have more experience, possibly including combat, than junior officers, thus in many armies junior officers are paired with senior NCO advisers due to their little operational experience.

Characteristics of Warrant Officers

Warrant Officers are highly specialized experts in specific career fields. They are appointed by warrant. Their purpose is to provide knowledge and instruction in their primary specialty (e.g., a geographic technician).

Warrant Officers do not focus on increased levels of command and staff duty positions like Commissioned Officers who are generalists.

Warrant Officers Ranks

Warrant Officer Class 2 (Company/Squadron Sergeant Major) is a senior management role focusing on the training, welfare and discipline of a company, squadron or battery of up to 120 soldiers. WO2s act as senior adviser to the Major in command of the sub-unit and may also be selected for a commission as an Officer.

Warrant Officer Class 1 (Regimental Sergeant Major) is the most senior soldier rank in the army, typically reached after 18 years of outstanding service. WO1s are the senior advisors of their unit's Commanding Officer, with leadership, discipline and welfare responsibilities of up to 650 officers and soldiers and equipment.

Officer Cadets

The British Army refers to its trainee officers as officer cadets, who rank as private soldiers at the start of their training, with no authority over other ranks (except when appointed to carry out a role as part of training). Officer Cadets are addressed to as "Mister" or "Miss" until the completion of the early stages of their training, thereafter other ranks (non-officers) will address them as "Sir" or "Ma'am".

In the US and several other western forces, officers in training are referred to as student officers and carry the rank of Cadet (the Army and Air Force). These officers may be serving at a military academy, or as members of a military training unit attached to a civilian college or university, such as an ROTC unit (common in the United States). This is due to a requirement that commissioned officers have at least a four-year degree.

In the US an alternative to spending four years as a Cadet is for college graduates with a four-year degree to attend officer candidate school, an intensive twelve-week training course designed to convert college graduates into military officers. Each service has at least one, and usually several, officer candidate school facilities. Students at these programs are called Officer Candidates.

Appointment

Appointment refers to the instrument by virtue of which the person exercises his or her authority. Officers are appointed by a Royal Commission in most monarchies

or a Presidential Commission in many other countries. In the Commonwealth, warrant officers hold a royal or presidential warrant. In the United States, officers are appointed by the president, with the advice and consent of the United States Senate.

NCOs are appointed by an instrument of appointment, a written document, often a certificate, usually from the service head. Entry into service is often referred to as enlistment throughout the English-speaking world, even in countries where soldiers do not technically enlist.

Sometimes personnel serve in an appointment which is higher than their actual rank.

e-resources

https://en.wikipedia.org/wiki/Military_organization#Commands.2C_ formations_and_units

https://en.wikipedia.org/wiki/Military_rank

<https://www.army.mod.uk/structure/32321.aspx>

https://en.wikipedia.org/wiki/Officer_%28armed_forces%29

<https://www.army.mil/symbols/armyranks.html>

<http://www.military.com/join-armed-forces/military-ranks-insignias.html>

<http://www.military.com/army/enlisted-ranks.html>

<http://www.alanharding.com/Military/ranks/ranks.html>

Check your understanding:

1. What do commands, formations and units refer to?
2. What are the military ranks?
3. Choose 8 to 10 unknown military terms from the text and find their definitions.

3. Military weapons

A **weapon, arm** or **armament** is any device used with the intention to inflict losses or cause damages on structures or systems. Weapons are used to gain a strategic, material or mental advantage over an adversary.

Soldiers must have knowledge of the weapons used by their armies, as well as those of other armies. Such knowledge includes technical specifications, use, maintenance and safety.

3.1. Infantry Firearms

The word *firearms* usually is used in a sense restricted to small arms (weapons that can be carried by a single person), whereas the word *artillery* covers larger gunpowder-fired weapons.

A firearm is a portable gun – a barreled weapon that launches one or more projectiles, often driven by the action of an explosive force. **Most firearms have similar parts.**

3.1.1. The basic components of a firearm

Bore: The bore is the inside of the gun's barrel through which the projectile travels when fired.

Breech: The breech is the area of the firearm that contains the rear end of the barrel, where the cartridge is inserted. Simply, the breech is the back. With the early firearms, the technology limited how guns were loaded. For centuries, guns could only be loaded through the muzzle and they were known as “muzzle-loading” guns. Later, as technology improved, guns could be loaded through the breech and were referred to as “breech-loading”.



Figure 3.1: The breech

Source: <http://www.thefirearms.guide/guns/guns-101>

Cylinder: The cylinder is the part of a revolver that holds cartridges in separate chambers. The Cylinder of a revolver rotates as the gun is cocked, bringing each chamber into alignment with the barrel.

Grip: The grip is the portion of a handgun that is used to hold the firearm.

Hammer: The hammer is the part of the firearm that makes contact with the bullet primer to ignite the powder and propel the bullet out of the muzzle. For most handguns and some rifles, the hammer is visible on the outside of the firearm. However, for most rifles and shotguns and some pistols, the hammer is internal.

With some guns, the hammer doesn't even contact the primer directly at all. In those cases, a *firing pin* is used. The firing pin is struck by the hammer driving it forward into the bullet's primer to fire the round.



Figure 3.2: The hammer

Source: <http://www.thefirearms.guide/guns/guns-101>

Magazine: A magazine is a spring-operated container that can be fixed or detachable, which holds cartridges for a repeating firearm.

Muzzle: Front or, more specifically, the muzzle is the opening on the front of a firearm. This is where the projectile comes out of. The muzzle of a gun is the front end of the barrel where the projectile exits the firearm.



Figure 3.3: The muzzle

Source: <http://www.thefirearms.guide/guns/guns-101>

Trigger: The trigger is the lever that is pulled or squeezed to initiate the firing process. It is the part of a firearm that files the round. On certain guns, like single action revolvers, the hammer has to be “cocked” – or pulled back into position – before the trigger can be pulled. In those cases, the pull of the trigger releases the hammer to fire the round. With most other guns, the trigger pull is considered double action in that pulling the trigger both cocks the hammer and releases it thereby firing the weapon.



Figure 3.4: The Trigger

Source: <http://www.thefirearms.guide/guns/guns-101>

Trigger guard: The trigger guard is the portion of a firearm that wraps around the trigger to provide both protection and safety.

3.1.2. Types of firearms

Handguns

Handguns are hand-held short-barreled firearms. They are the smallest of all firearms. There are three common types of handguns: *single-shot pistols*, *revolvers* and *semi-automatic pistols*. The picture below shows the common components found on a pistol and a revolver.



Figure 3.5: Parts of a hand gun

Source: <http://offgridsurvival.com/basicpartsofagun/>



Figure 3.6: Parts of a revolver

Source: <http://offgridsurvival.com/basicpartsofagun/>

Shotguns and rifles

Shotguns are a type of firearm that fires shells containing either shot (small round pellets) or a slug (a solid projectile). Below are the parts of a common pump-action shotgun.



Figure 3.7: Parts of a shotgun

Source: <http://offgridsurvival.com/basicpartsofagun/>

A **rifle** is a firearm to be fired from the shoulder, with a barrel that has a helical groove or pattern of grooves ('rifling') cut into the barrel walls. The raised areas of the rifling make contact with the projectile (for small arms usage, called a bullet), imparting spin around an axis corresponding to the orientation of the weapon. The word 'rifle' originally referred to the grooving, and a rifle was called a 'rifled gun'.

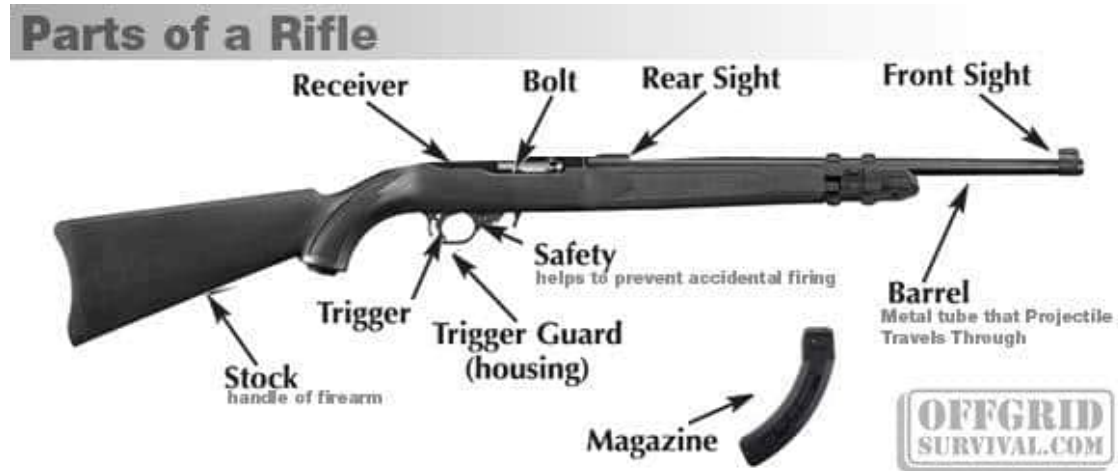


Figure 3.8: Parts of a rifle

Source: <http://offgridsurvival.com/basicpartsofagun/>

Automatic firearms

An *automatic* firearm is generally defined as one that continues to load and fire cartridges from its magazine as long as the trigger is depressed (or until the magazine is depleted). These include: *machine guns*, *sub-machine guns* and *assault rifles*.

For more details on firearms, see also <https://en.wikipedia.org/wiki/Firearm>

Machine guns

Machine guns are automatic weapons of small caliber that are capable of rapid, sustained fire. Most machine guns are belt-fed weapons that fire from 500 to 1,000 rounds per minute and will continue to fire as long as the trigger is held back or until the supply of ammunition is exhausted.

Modern machine guns are classified into three groups: the *light machine gun*, the *medium machine gun* and the *heavy machine gun*.



Figure 3.9: UKM-2013

Source: <http://www.thefirearmblog.com/blog/>

See also https://en.wikipedia.org/wiki/Machine_gun for more details on machine guns.

Sub-machine guns

A **sub-machine gun (SMG)** is a lightweight automatic small-arms weapon chambered for relatively low-energy pistol cartridges and fired from the hip or shoulder. A short-range weapon, the submachine gun is rarely effective at more than 180 m. It fires at rates as high as 650 or more rounds per minute and weighs 2.5 to 4.5 kg.



Figure 3.10: PM-84P Glauberyt

Source: https://en.wikipedia.org/wiki/FB_Glauberyt

Assault rifles

An **assault rifle** is a selective-fire rifle that uses an intermediate cartridge and a detachable magazine and has an effective range of at least 300 meters.



Figure 3.11: Parts of an assault weapon

Source: <http://offgridsurvival.com/basicpartsofagun/>

3.1.3. Ammunition

For rifles and handguns, the cheapest cartridges, or complete loaded rounds of ammunition, are those featuring a full metal jacket (FMJ) projectile. An FMJ bullet incorporates a soft core (usually lead) encased in a shell of harder metal and requires less manufacturing than the bullets used in other more complex self-defense and hunting loads.

In addition to cost, another important factor for target or training ammunition is how much recoil it produces.

Cartridges with full metal jacketed (FMJ) bullets are usually the best for training and target practice.



Figure 3.12: FMJ Bullet

Source: https://en.wikipedia.org/wiki/Full_metal_jacket_bullet

Types of Bullets

Bullets come in various types. These bullet types and their acronyms can be seen in the next picture.

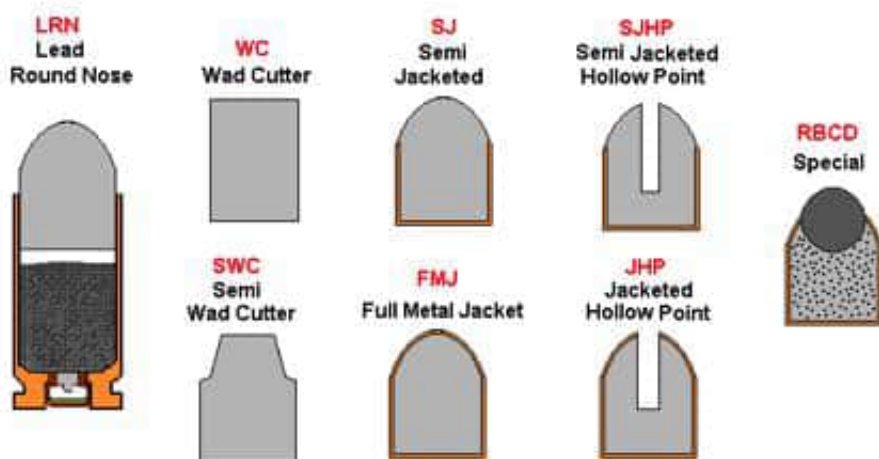


Figure 3.13: Types of bullets

Source: <https://www.peakprosperity.com/wsidblog/81183/understanding-ammunition>

3.1.4. Elements of performance and rate of fire

When interested in cartridges we should be aware of the word “ballistics” that comes from the Greek word *ballein*, which means *to throw*. When a bullet is fired, it follows a trajectory and is assigned a velocity, and these two things account for how a bullet performs. The bullet does not fly in a straight line, but is ‘lifted’ and then begins to ‘drop’

as it loses velocity the action happening between the *POA -Point of Aim* and *POI -Point of Impact*.

There are **five** recognized rates of fire and troops should be well drilled in their use and application.

Deliberate: Five rounds per minute for rifles. Best used at long range, against small targets or indistinct targets. This should be very accurate fire.

Snap Shooting: Two rounds per exposure for assault rifles (three to five rounds for machine guns). Best used at short ranges with short exposures, like in an urban environment. This is derived from the double tap.

Rapid Fire: Twenty rounds per minute (the sustained rate of fire for the machine gun). This is best used for or against assaults since it is quick accurate fire. This should be the rate of fire used to gain or if necessary, maintain fire superiority. A standard magazine has thirty rounds so it is roughly one shot fired every three seconds.

Intense Fire: Thirty to forty rounds a minute. This is used to defeat Rapid Fire and gain fire superiority. Weapon fire should still be aimed when possible.

Full Auto: Machine guns should fire eight to ten round bursts. This is used to break out of an ambush and gain immediate fire superiority.

Guns should *fire three to five round bursts* whenever possible, *eight to ten round bursts* at the most. This gives the gunner time to readjust his aim and helps keep the barrel from overheating as quickly. You should not forget that the more rounds are fired, the hotter the barrel will become. Magazines are hand loaded and troops will frequently carry additional cases of ammo to reload them.

If you carry too much ammo, you are going to be a nice slow moving target. On the contrary, if you carry too little ammo, you might be a fast moving target. Ammunition is made of steel, brass and lead not very light to carry. Magazines are also made of metal. Magazine pouches should be located on the sides where they do not interfere with the soldier when he tries to become one with the ground while bullets zip by overhead. Fire discipline is frequently the difference between resisting an assault and getting over run by one. Fire all your ammo in the first few minutes of a firefight and you can bet the enemy will still have some left to finish you off. Run out of ammo during an assault and you can bet you are going to fail. Fire discipline makes a difference, simply separating the living from the dead.

3.1.5. Safe firearm handling and practices

Never assume you know the gun!

Before even touching a firearm you should be familiar with the safety rules. These are called safety precautions.

- Ask if the gun is unloaded.
- Check for yourself. It is your responsibility to check for yourself!
- Point the muzzle in a safe direction, and make sure that the safety is on and then immediately check to see if it is loaded.
- Do not forget the old saying: *There is no such thing as an unloaded gun.*

When it comes to handling a firearm, there are some basic rules that should always be followed.

Always point the muzzle in a safe direction: Remember, your firearms should never be pointed at anything you do not intend on shooting.

Keep your finger off the trigger: If you are not in the process of firing your gun, at no time should your finger ever be inside the trigger guard.

Make sure you are using the right ammo: Using the wrong type of ammunition can seriously damage your gun, and can cause serious injury to yourself and those around you. Every firearm you touch should always be considered a loaded weapon.



Figure 3.14: Incorrect way of holding a gun

Source: <http://offgridsurvival.com/firearmbasics-gunsafety/>

3.2. Artillery equipment

Artillery is a class of large military weapons built to fire munitions far beyond the range and power of infantry's small arms. The word *artillery* usually refers to shell-firing guns, grenade launchers, howitzers, mortars, rockets and guided missiles.

Grenade launchers

Grenade launchers are weapons that launch grenades with more accuracy, higher velocity and to greater distances than a soldier could.

Howitzers

A howitzer is a type of artillery piece characterized by a short barrel and the use of small propellant charges to propel projectiles in high trajectories, with a steep angle of descent.

Mortars

Mortars provide close range, rapid response and indirect fire capability to an infantry unit in tactical combat. They are considered infantry mortars only if they are of 120 mm caliber. The larger weapons usually require wheeled assemblies to allow their towing either by hand or by light tactical vehicles.

3.3. Anti-aircraft and anti-tank missile system

Anti-aircraft warfare refers to all measures designed to annul or reduce the effectiveness of hostile air action. They include ground- and air-based weapon systems, such as *self-propelled howitzers*, *anti-aircraft guns* and *surface-to-air missiles*.

Self-propelled howitzers

Self-propelled howitzers are tracked or wheeled artillery systems. They have high degree of mobility, which is their main advantage over towed howitzers. These artillery systems are used as combat support weapons. Most of modern self-propelled howitzers are fully or partially armored. In modern combat these artillery systems often exploit their mobility for shoot-and-scoot type attacks in order to avoid counter-battery fire.

Self-propelled anti-aircraft guns

Anti-aircraft guns are weapons designed to attack aircraft. Such weapons commonly have a high rate of fire and are able to fire shells designed to damage aircraft. They also are capable of firing at high angles, but are also usually able to hit ground targets as well in a direct fire role.

Surface-to-air missiles

A surface-to-air missile (SAM) is a missile designed to be launched from the ground to destroy aircraft or other missiles. It is one type of anti-aircraft system; in modern armed

forces, missiles have replaced most other forms of dedicated anti-aircraft weapons, with anti-aircraft guns pushed into specialized roles.

e-resources

<https://en.wikipedia.org/wiki/Firearm>
https://en.wikipedia.org/wiki/Assault_rifle
https://en.wikipedia.org/wiki/Machine_gun <http://offgridsurvival.com/basicpartsofagun/>
<http://offgridsurvival.com/firearmbasics-gunsafety/>
<http://www.thefirearms.guide/guns/guns-101>
https://en.wikipedia.org/wiki/Anti-aircraft_warfare
<http://www.thefirearmblog.com/blog/2012/09/03/polish-modernised-ukm-2013-machine-gun/>
https://en.wikipedia.org/wiki/List_of_anti-aircraft_guns
https://en.wikipedia.org/wiki/Surface-to-air_missile

Check your understanding:

1. Name the main parts of a firearm.
2. Chose 8 to10 unknown military terms from the text and find their definitions.
3. Define automatic firearms and specify the weapons they include.
4. What do you know about the recognized rates of fire?
5. What does artillery equipment refer to?

4. Military Vehicles

Vehicles have always played a significant role in the military. They carry soldiers, transport equipment and weapons, provide mobility for troops and perform a series of other important operations.

4.1. Unarmored fighting vehicles (UFVs)

Unarmored fighting vehicles are used in combat-support roles. Modern armies rely on unarmored fighting vehicles for an almost unlimited variety of purposes. These vehicles include: light and heavy trucks, buses, ambulances, tractors, fire trucks, snowplows, amphibious vehicles and construction equipment.

4.1.1. Trucks

The backbone of any army's UFVs is the truck (lorry). It is a wheeled motor vehicle designed to transport cargo, including fuel, ammunition and other vehicles.

The unique geometry of the **high-mobility multipurpose wheeled vehicle (HMMWV or Humvee)** provides its durability, mobility and reliability. It also has maneuverability and versatility. It is agile in the most difficult terrain. It can be configured as a troop carrier, armament carrier, shelter carrier, ambulance, missile carrier or Scout vehicle. No other light tactical vehicle in the world approaches the HMMWV's capabilities or cost effectiveness.



Figure 4.1: Humvee

Source: <https://en.wikipedia.org/wiki/Humvee>

4.1.2. Light utility vehicles

A military light utility vehicle is usually short and relatively light compared to other trucks and cars, is unarmored and has short body overhangs for all-terrain mobility and at least 4-passenger capacity. Military light utility vehicles are among the most common military vehicles in armies of most countries.

A Light Multirole Vehicle (LMV) is a tactical vehicle that uses modular armor packs to adjust its level of protection to its mission requirements. In regards to mine protection, the vehicle's ground clearance is 493 mm; it also uses suspended seats of aeronautical derivation, v-hull under body, and a collapsible sandwich structure in the floor to deflect and

absorb mine blasts. Mobility is helped by a run-flat system, allowing the vehicle to move even with completely deflated tires.



Figure 4.2: Iveco LMV

Source: https://en.wikipedia.org/wiki/Iveco_LMV

See https://en.wikipedia.org/wiki/Iveco_LMV for more details on Iveco LMV.

4.2. Armored fighting vehicles (AFVs)

An *armored fighting vehicle* is a combat vehicle, protected by strong armor and generally armed with weapons, which combines operational mobility, tactical offensive and defensive capabilities. AFVs can be *wheeled* or *tracked*.

4.2.1. Tanks

A tank is an *armored fighting vehicle* designed for *front-line combat*, with heavy firepower, strong armor and tracks providing good battlefield maneuverability. Although first designed to overcome the deadlock of trench warfare in WWI, the tanks are now an important asset of modern ground forces and a key part of combined arms combat.

Modern *tanks* are versatile mobile land weapon system platforms, mounting a *large-caliber cannon* in a rotating *gun turret*, supplemented by *mounted machine guns* or other weapons. The heavy *vehicle armor* provides protection for the crew, the vehicle's weapons and its propulsion systems, as well as *operational mobility* due to its use of *tracks* rather than *wheels*. This allows the tank to move over rugged terrain and be positioned on the battlefield in advantageous locations. These features enable the tank to perform well in a tactical situation.

The three traditional factors determining a tank's capability effectiveness are firepower, *protection* and *mobility*. *Firepower* is the ability of a tank's crew to identify, engage and destroy enemy tanks and other targets using its large-caliber cannon. *Protection* is the degree to which the tank's armor, profile and camouflage enable the tank crew to evade detection, providing protection from enemy fire and retaining vehicle functionality during and after combat. *Mobility* includes how well the tank can be transported by rail, sea, or air to the operational staging area including traversing of obstacles and rough terrain.

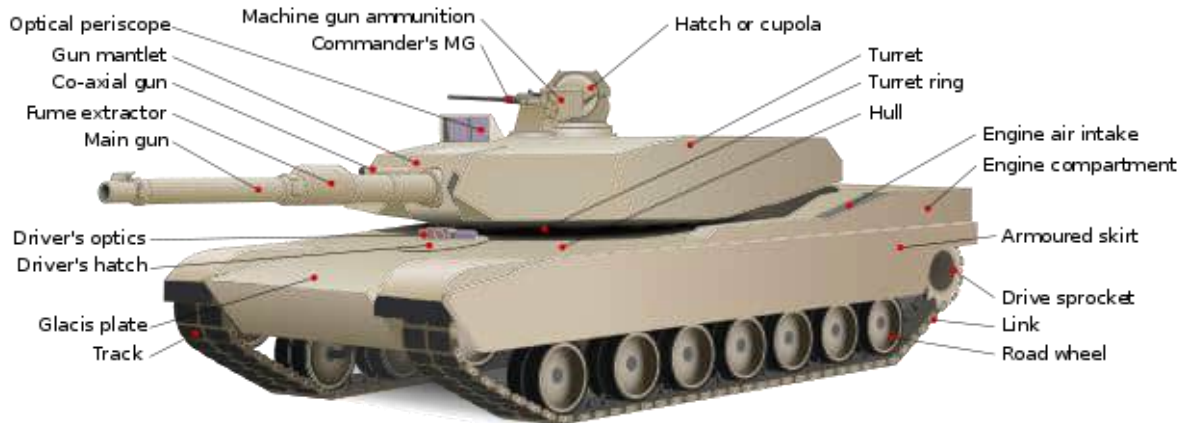


Figure 4.3: The tank

Source: <http://military.wikia.com/wiki/Tank>

In the battles of World War I, opposing forces dug parallel *trench fortifications* guarded by *barbed wire* and machine gunners. This strategy made for high *casualties* on both sides. As a response to the rise of trench warfare, the modern tank was built in the early 1900s, a machine that could plow through mud, barbed wire and heavy fire to clear a path for infantry troops. The final design had six components: *internal combustion engine, hull, turret, armor and guns*.

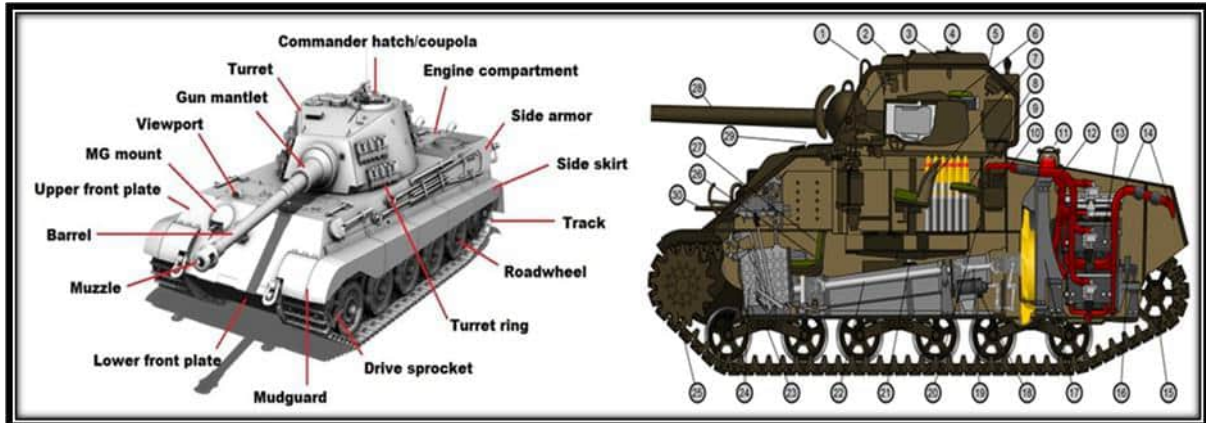


Figure 4.4: Cutaway of an M4A4 Sherman tank (the primary tank used by the United States and a number of the other Western allies during the WWII)

Source: https://en.wikipedia.org/wiki/Main_battle_tank

Caterpillar tracks work on the same principle as a conveyor belt. The tank engine rotates one or more steel sprockets and the tank's wheels ride along the moving track, just like the wheels in a car run along the road. Tracked vehicles can move easily over rough terrain because the track makes contact with a wide area of the ground. A tank grips the ground with dozens of feet of track.

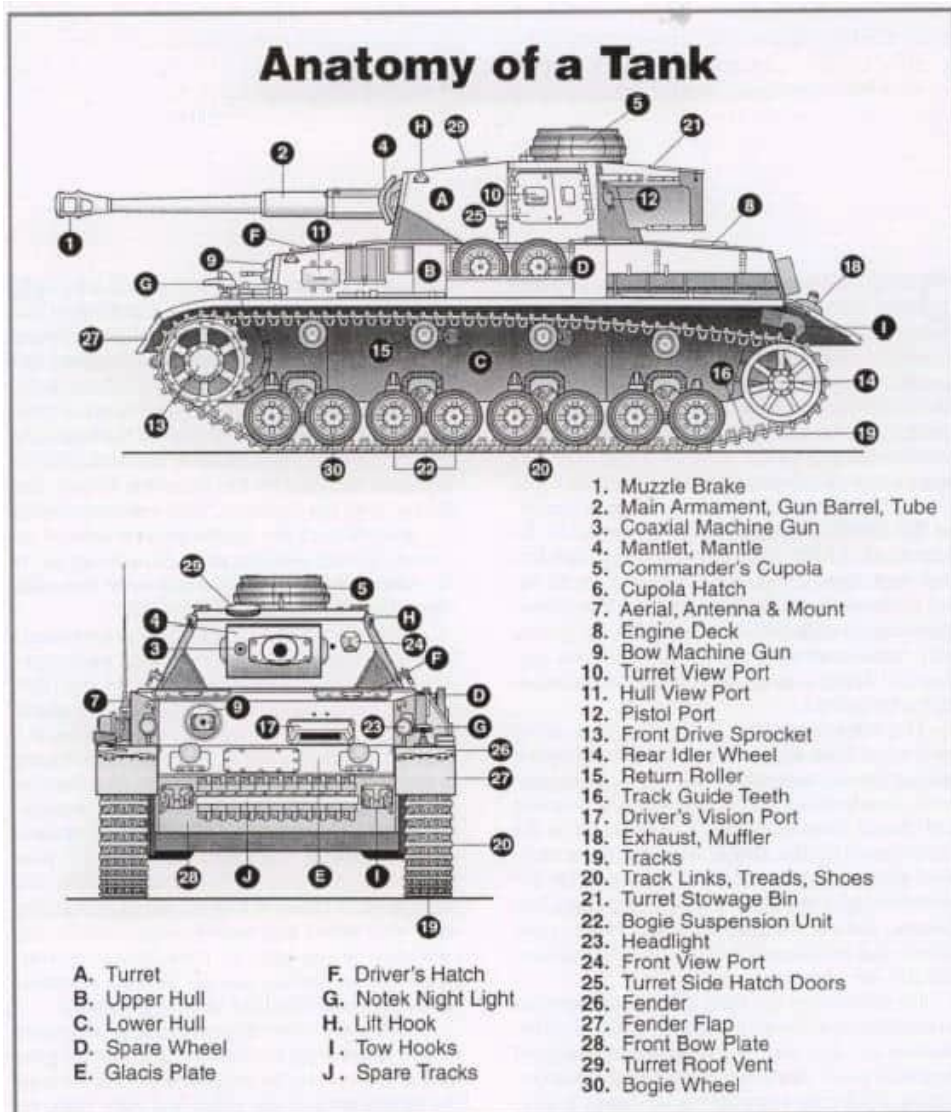


Figure 4.5: Anatomy of a tank

Source: https://en.wikipedia.org/wiki/Main_battle_tank

The hull is the bottom portion of the tank – the track system and an armored body containing the engine and transmission. Its job is to transport the top portion of the tank, the turret, from place to place. The turret is an armored structure supporting one or more guns – typically a heavy cannon and a couple of machine guns.

The turret sits in a wide circle at the center of the hull. In the conventional design, a *spur gear* in the hull (called the *traverse gear*) engages an internal gear lining the inside of the turret. Turning the traverse gear rotates the turret on the hull, allowing the tank crew to aim the main gun without turning the entire tank. The crew can also pivot the main gun up and down.

For efficiency, the heaviest **armor** on a main battle tank is placed on its front. Tank tactics require the vehicle to always face the likely direction of enemy fire as much as possible, even in defense or withdrawal operations. A main battle tank will normally

be designed to take hits from other tank guns and *anti-tank missiles*. While heavier armor provides better protection, it makes vehicles less mobile, limits its air-transportability, increases cost, uses more fuel and may limit the places it can go – for example, many bridges may be unable to support the weight of a main battle tank.

A **gun** is the main armament of a tank. Modern tank guns are large-caliber high-velocity guns, capable of firing kinetic energy penetrators, high explosive anti-tank rounds and in some cases guided missiles. Anti-aircraft guns can also be mounted on tanks.

As the tank's primary armament, they are almost always employed in a direct fire mode to defeat a variety of ground targets at all ranges, including dug-in infantry, lightly armored vehicles, especially other heavily-armored tanks. They must provide accuracy, range, penetration and rapid fire in a package that is as compact and lightweight as possible in order to allow mounting in the cramped confines of an armored gun turret. Tank guns generally use self-contained ammunition, allowing rapid loading (or use of an autoloader). They often display a bulge in the barrel, which is a bore evacuator, or a device on the muzzle, which is a muzzle brake.

The **Leopard 2A6** main battle tank is one of the best main battle tanks in the world. It outperforms the M1A2 Abrams and Challenger 2 in terms of protection, firepower and mobility.



Figure 4.6: The Leopard 2A6 main battle tank

Source: Military-Today.com

The Leopard 2A6 is protected by composite armor of new generation and has external modular armor. The Leopard 2A6 has a hunter-killer capability that many other contemporary tanks lack.

4.2.2. Armored personnel carriers (APCs)

Troops on foot were vulnerable to enemy fire. The armored personnel carrier was designed to transport infantry troops to the frontline.

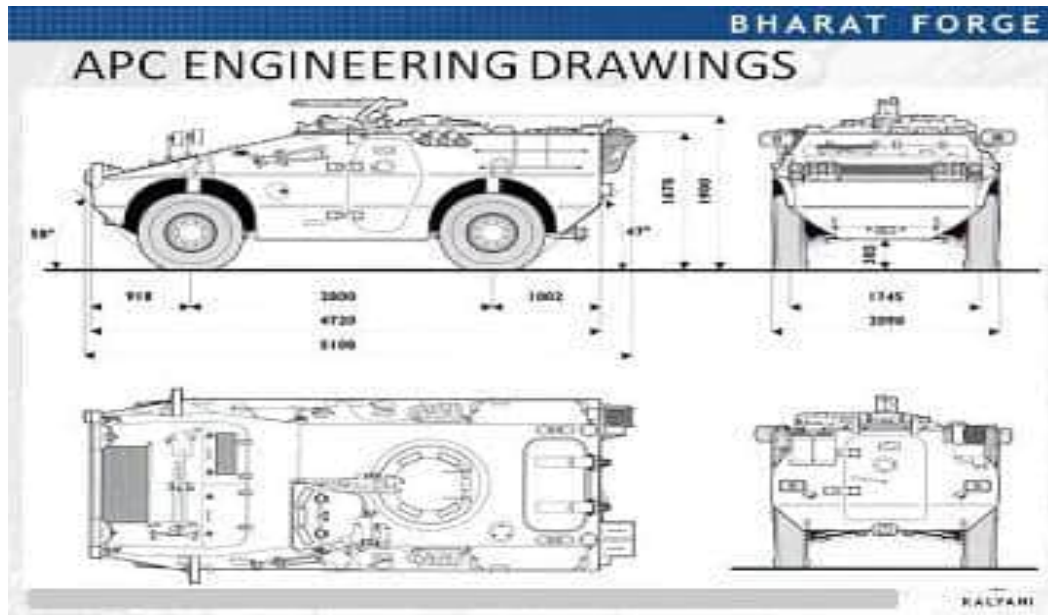


Figure 4.7: APC-ARMOR PERSONNEL CARRIER-CLASS II

Source: <http://www.kalyanigroup.com/militaryVehiclePrograms.asp>

APC-ARMOR PERSONNEL CARRIER-CLASS II is a multi role armored wheeled vehicle developed with high technology to meet the requirements of the mechanized infantry forces. It also assists in transporting infantry troops rapidly and safely under combined protection against bullet and mine threat, as well as NBC weapons.

The family of vehicles it belongs to includes the following vehicles:

- APC (Armored Personnel Carrier)
- IFV (Infantry Fighting Vehicle)
- ARV (Armored Recovery Vehicle)
- ACV (Armored Command Vehicle)
- AAV (Armored Ambulance Vehicle)

Its overall characteristics are: high mobility and maneuverability, excellent cross-country performance, long operational range, various types of armament adaptation due to large payload, all round armor protection, observation and firefighting capabilities in all direction, simple systems with high reliability, easy operation and maintenance, low noise and vibration in the crew compartment, all wheel independent suspension and disc brakes and deployable by air, sea and land transport.

The **Pandur** is an APC developed and produced during the 1980s. The baseline vehicle is armed with a 12.7 mm (.50 cal) heavy machine gun. Its modular design allows it to be fitted with a variety of weapon systems, including a 20 mm auto cannon and an armored two-man 90 mm gun turret.

The most significant change in the **Pandur II 8x8** is the introduction of an 8x8 configuration with more interior space. The construction is an all-welded steel hull with

optional armor upgrades. The basic armor package is designed to protect against 7.62 to 14.5 mm armor-piercing rounds.

The vehicle is designed to be transportable in a C-130 Hercules aircraft. The driver is seated on the left at the front and the engine is to the right. The driver is provided with a single piece hatch cover as well as three day periscopes, out of which one can be replaced by a passive periscope for night missions. Improved suspension is fitted for optimum cross country mobility.



Figure 4.8: Pandur 8x8 Armoured personnel carrier

Source: https://en.wikipedia.org/wiki/Pandur_II

See https://en.wikipedia.org/wiki/Armoured_personnel_carrier for more details on APCs.

4.3. Military Aircraft

Military aircraft can be either *combat* or *non-combat*.

4.3.1. Combat aircraft

Combat aircraft are designed to destroy enemy equipment using their own aircraft ordnance. These include: fighter aircraft, bomber aircraft, attack aircraft, electronic warfare aircraft, maritime patrol aircraft, multirole combat aircraft and attack helicopters.

Fighter aircraft

The main role of fighters is destroying enemy aircraft in air-to-air combat, offensive or defensive. Many are fast and highly maneuverable. Escorting bombers or other aircraft is also a common task. They are capable of carrying a variety of weapons, including machine guns, cannons, rockets and guided missiles. Many modern fighters can attack enemy fighters from a great distance before the enemy even sees them. The main parts of an aircraft can be seen in Figure 4.9.

Overview on structural assembly

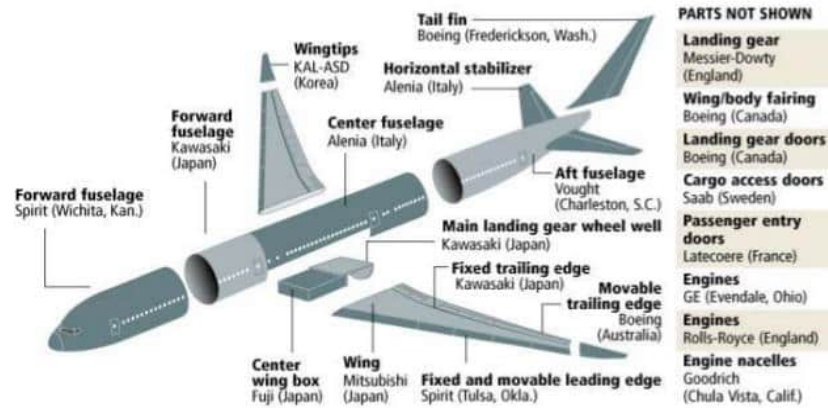


Figure 4.9: Main parts of an aircraft

Source: <http://www.slideshare.net/vikalpdongre/aircraft-final-assembly>

The **F-16** is a multi-role aircraft, capable of attacking air and ground targets. It has been produced in large numbers and participated in numerous conflicts.



Figure 4.10 Lockheed Martin F-16 Fighting Falcon

Source: http://www.military-today.com/aircraft/top_10_fighter_aircraft.htm

This aircraft is small, but highly maneuverable. It has a bubble single-piece canopy for excellent pilot visibility, which becomes crucial during close combat.

Attack helicopters

An attack helicopter is an armed helicopter having the primary role of an attack aircraft and the capability of engaging targets on the ground, such as enemy infantry and armored fighting vehicles.

The Apache helicopter is a multi-mission combat helicopter, the Army's primary attack helicopter being considered a flying tank. It is a quick-reacting, airborne weapon system that can fight close and deep to destroy, disrupt, or delay enemy forces. The helicopter is designed to survive heavy attack and inflict massive damage. It can zero in on specific targets, day or night, even in terrible weather. The principal mission of the Apache is the destruction of high-value targets with the HELLFIRE missile



Figure 4.11: The Apache

Source: <http://science.howstuffworks.com/apache-helicopter.htm>

The unmanned hybrid-electric aircraft

Developed by NASA, the GL-10 Greased Lightning is an unmanned hybrid-electric aircraft that can swivel its wings and engines into the vertical position for vertical takeoff and landing (VTOL), and then into horizontal position for conventional flight. Thanks to the growing power and energy density of batteries, the fairly recent advent of electric propulsion allows for some very efficient hybrid-electric aircraft designs that could finally replace the current (massively inefficient) king of VTOL: the helicopter.

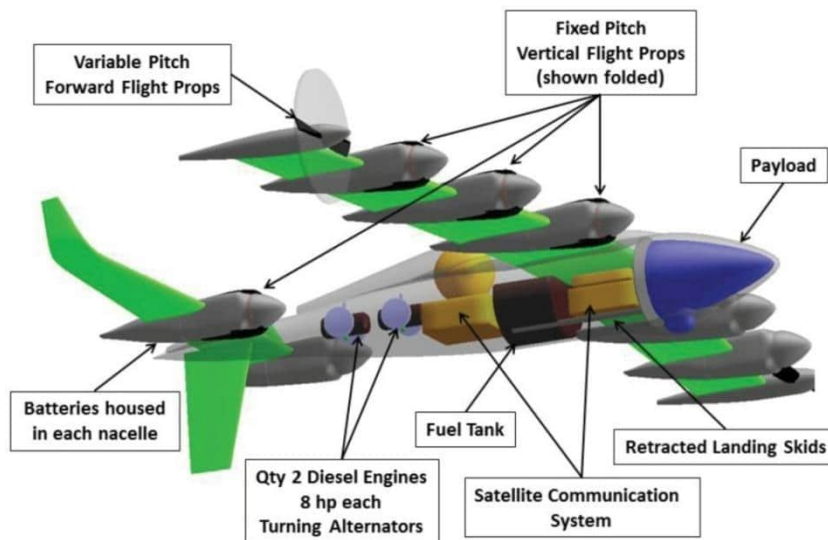


Figure 4.12: Greased Lightning

Source: <https://www.extremetech.com/extreme/188338-nasas-electric-vertical-takeoff-airplane>

4.3.2. Non-combat aircraft

Non-combat aircraft are not designed for combat as their primary function.

Non-combat roles of military aircraft include search and rescue, reconnaissance, observation/surveillance, airborne early warning and control, transport, training and aerial refueling.

Military transport aircraft

Military transport aircraft are primarily used to transport troops and war supplies.

The Lockheed C-130 Hercules is a four-engine turboprop military transport aircraft. It is capable of using unprepared runways for take-offs and landings. The C-130 was originally designed as a troop, MEDEVAC and cargo transport aircraft.

It can have a variety of other roles, including as a gunship, for airborne assault, search and rescue, scientific research support, weather reconnaissance, aerial refueling, maritime patrol and aerial firefighting.



Figure 4.13: Lockheed C-130 Hercules

Source: https://en.wikipedia.org/wiki/Lockheed_C-130_Hercules

It is now the main tactical airlifter for many military forces worldwide.

See also https://en.wikipedia.org/wiki/Lockheed_C-130_Hercules for more details on Lockheed C-130 Hercules.

Utility helicopters

Helicopters are used for many different types of missions, including assault, search and destroy, scouting, transport and resupply.

The ***Black Hawk Helicopter*** is designed to carry troops into battle and to serve as a logistical support aircraft, but all missions are possible – troop assault, combat support, combat service support. It can also be used for special operations, for example, medical evacuation, search and rescue and command and control.

The helicopter can carry a weight of 9,000 pounds outside and can be armed with a variety of missiles, including the Hellfire anti-armor missile, as well as rockets, machine guns and 20-mm cannons. In addition, 7.62-mm or 50-calibre machine guns can be mounted in the windows.

The Black Hawk can fly very close to the ground and can tolerate small arms fire. And it can't be detected very easily.



Figure 4.14: Black Hawk helicopter

Source: <http://lockheedmartin.com/us/products/h-60-black-hawk-helicopter.html>

It can also fly in almost any weather condition. Finally, it is equipped with voice, satellite, UHF (ultra high frequency) and VHF (very high frequency) communications systems, and also IFF (which means *identification friend or foe*).

e-resources

<http://eul.army.mil/yuma/Docs/DescriptionVehicles.pdf>
<http://www.goarmy.com/about/army-vehicles-and-equipment.html>
<http://www.military.com/equipment/military-vehicles>
http://www.military-today.com/aircraft/top_10_fighter_aircraft.htm
https://en.wikipedia.org/wiki/Armoured_personnel_carrier
https://en.wikipedia.org/wiki/Attack_helicopter
<http://science.howstuffworks.com/m1-tank1.htm>
<http://military.wikia.com/wiki/Tank>
https://en.wikipedia.org/wiki/Main_battle_tank
<https://www.Military-Today.com>

Check your understanding:

1. Name the unarmored fighting vehicles.
2. Choose 8 to 10 unknown military terms from the text and find their definitions.
3. Specify the characteristics that make the tank a good fighting machine.
4. What do combat aircraft include?
5. Which are the non-combat roles of military aircraft?

5. Leaders and Leadership

By definition, a *leader* is one who guides, conducts, or directs the actions of others. Leadership requires high physical, moral and intellectual fitness, as well as special education, training and experience to enhance the qualities of personality and character. Long time ago Napoleon Bonaparte explained the major trait a leader should have, by giving a very simple example: *If you build an army of 100 lions and their leader is a dog in any fight, the lions will die like a dog. But if you build an army of 100 dogs and their leader is a lion, all dogs will fight like a lion* while John C. Maxwell grasped the essence of being a leader by stating that *A leader is one who knows the way, goes the way and shows the way.*

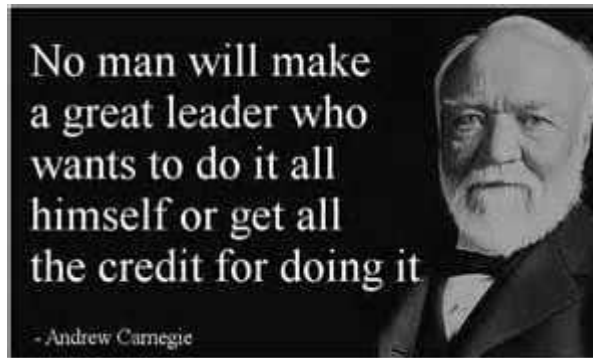


Figure 5 1 Being a leader

Source: <http://quotesta.com/military-leadership-quotes-3/>

5.1. Leadership – What it is

Leadership is the process of influencing people by providing purpose, direction and motivation while operating to accomplish the mission and improving the organization. Leadership is the capability of an individual to influence others to follow his instructions or orders.

An army leader is anyone who by virtue of assumed role or assigned responsibility inspires and influences people to accomplish organizational goals. Army leaders motivate people both inside and outside the chain of command to pursue actions, focus thinking and shape decisions for the greater good of the organization.

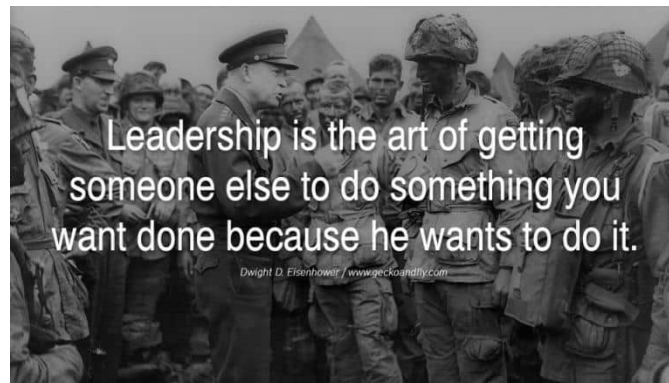


Figure 5.2 The essence of leadership

Source: <http://likesuccess.com/topics/20031/military-leader>

The BE, KNOW, DO Leadership Philosophy

The army uses the shorthand expression of BE-KNOW-DO to concentrate on key factors of leadership. Leaders are prepared throughout their lifetime with respect to BE-KNOW-DO so they will be able to act at a moment's notice and provide leadership for whatever challenge they may face. Inseparably linked to the inherent qualities of the army leader, the concept of BE, KNOW, DO represents specified elements of character, knowledge and behavior.

Character defines who you are as a leader. It is how you demonstrate the values you uphold. Who you are is not something that can be turned on and off. It is 24 hours per day and 7 days a week on and off duty, regardless of who might be watching.

Competence in your field is accomplished by gaining knowledge and mastering appropriate skills. It is the skills you have mastered.

Leadership takes place in action. What you DO is as important as the BE and KNOW aspects of the Army Leadership Philosophy. The way you carry out your decisions determines your effectiveness as a leader. It demonstrates the concrete execution of leadership through operating actions.

In order to *become a good leader*, a soldier must have the following *qualities*: be physically and morally fit for the responsibility to command men in battle, courageous in carrying out the tasks assigned, reliable, loyal, devoted to one's country and knowledgeable in the use of weapons and equipment available.

A strong body, able to withstand the hardships and strain of combat conditions, is regarded as a basic requirement for military service, being an essential qualification for military leadership. A commander must be able to withstand fatigue, lack of sleep and exposure to severe weather conditions while calmly making decisions on the actions the subordinates have to take in order to win victories in battle.

An individual's moral fitness for the responsibility to give orders to men in battle is more difficult to measure than physical fitness. Military leaders must make life and death decisions on the battlefield and these must be based on unquestionable honesty. A leader's moral qualities such as loyalty, honesty, reliability, courage and devotion to one's country can only be evaluated through a review of previous conduct.

A mutual relationship of loyalty between leaders and subordinates is manifested in a military organization. Loyalty up and down the chain of command means accomplishing orders irrespective of the dangers and risks involved in the decisions being made while showing concern for avoiding unnecessary casualties in pursuing victory on the battlefield.

Another important quality of a military leader is reliability or trustworthiness which assures those above and below him that they can rely on him doing his best in all armed conflict situations. Subordinates have to be confident that their leader will not unnecessarily expose them to deadly danger and will care for their survival and safety even when they are ordered to carry out missions involving great danger.

The quality that allows a soldier to assume risks in combat in spite of the fear of being wounded or even killed is that of bravery. An important aspect pertaining to moral courage is assuming full responsibility for decisions and actions in the armed conflict situations when things go wrong.

An individual's love for his country is patriotism. It is the character trait enabling soldiers to endure the hardships and dangers of combat in the knowledge that the measure of greatness has been determined throughout history by devotion to one's country.

The final factor in combat leadership is the combat leader's technical knowledge related to the use of weapons and equipment employed on the battlefield. When he directs an attack against the adversary, a leader must know the capabilities and limitations of the weapons under his command. He must know how to guide his troops into favourable tactical positions to effectively conduct the firepower available to him.

All of this defines what makes a leader, how leadership is learned and practiced in preparation for ultimate employment on the battlefield.

5.2. Military leadership styles

The five military leadership styles are: directing leadership, participating leadership, delegating leadership, transformational leadership and transactional leadership.

Directing leadership

The directing leadership style centers on the leader. He is the one who controls and directs his subordinates' every action. He does not demand and use any information from

subordinates, but rather give detailed instructions on how, when and where he wants an action to be taken. This style of leadership is particularly appropriate in the combat situations in which the leader does not have the chance to explain things or when subordinates lack combat experience.

Participating leadership

The participating leadership is a democratic technique that focuses on both the leader and the subordinates. The leader actively asks his subordinates for information, suggestions and recommendations, yet he is still the one making the final decision on what action must be taken and assuming responsibility for decisions and plans. The great advantage provided by this approach is the fact that the plan thought of and developed with the help of subordinates is regarded as their plan, which is a great incentive for full involvement in accomplishing the mission.

Delegating leadership

The *delegating leadership* is the style of leadership in which the leader gives his subordinates free rein in solving issues and making decisions on their own. This style works well when the leader has highly-qualified, experienced subordinates. While being very effective when working with senior NCOs, the leader must still provide the necessary resources, as well as a clear understanding of his intent and mission. Ultimate responsibility for what happens on the battlefield lies with the leader although subordinates are held accountable for their actions.

Transformational leadership

Transformational leadership focuses on inspiration and change. It emphasizes individual growth and organizational enhancement. The leader empowers and motivates his soldiers, first as soldiers and then as a group working together for completing the mission. Another important aspect of this style of leadership requires the leader to provide subordinates with the reasons behind decisions and actions, allowing soldiers to better understand the armed conflict situation and exercise their own initiative properly if opportunity arises. It works well when the mission is accomplished with soldiers that have great knowledge, ideas and skills in fighting a battle.

Transactional leadership

Transactional leadership is like a 'parent-child' relationship. The leader motivates his soldiers to work by providing rewards or punishments. This style of leadership is still directing

in nature, focusing on how a job is to be done. When the leader employs only this approach, no commitment outside the short-term or specific area is ever to be obtained.

Leadership components

The four components of leadership are always present and affect the choices the leader makes, as well as the moment he makes them. These components are *the led, the leader, the situation* and *communication*.

The led

The soldiers the leader is in charge with represent the first major factor of the leadership components. Not all soldiers should be treated and led in the same manner. For instance, closer monitoring and supervision should normally be manifested when dealing with a soldier that is given a new task than with a more experienced soldier doing the same job. While praising a soldier who works hard, the leader should reprimand or punish the one who intentionally fails to follow his guidance or does not meet clear standards. He must fairly evaluate the soldiers' competence, motivation and commitment to carrying out the mission so that he can take the proper leadership actions at the right time.

The leader must create a climate that encourages subordinates to actively take part in mission completion. The key elements that are essential in developing such a climate are mutual trust, respect and confidence.

The leader

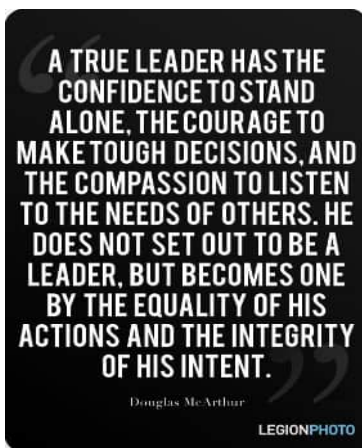


Figure:5.3 What a leader is

Source:

<https://www.pinterest.com/explore/>

The second major leadership component is the leader. He must have a clear and honest understanding of who he is, what he knows and is able to do. He must know his strengths and weaknesses so that he can exercise control, discipline himself and lead soldiers effectively in battle. He must continuously make sure that each soldier is treated with dignity and respect. The leader should ask his superior about the changes he expects with regard to the way he leads his soldiers or supports him in conducting an operation. He can also ask peers for specific suggestions and advice, as well as experienced subordinates on how well he provides the necessary information and resources when issuing orders. In the effort of improving himself, he should consider all these points of view.

The situation

The situation is the third major leadership component. Not all situations are the same. The leadership actions that work well in one situation may not be suitable for another situation. The leader should first consider the available resources and the factors of mission (enemy, time, terrain and troops available) before deciding on the kind of leadership action he should take. He also has to take into account the subordinates' level of confidence, motivation and commitment to the mission accomplishment. In some combat situations he may have to closely monitor and provide guidance to subordinates, while in other situations he may only have to listen to their good ideas and encourage them.

Also the situation has an impact on the timing of a leader's actions. For example, confronting a subordinate may be the correct decision, but may not lead to the expected results if the confrontation occurs too soon or too late. The leader must be skilled in judging the situation and in identifying the right time for taking the right action. In addition, if the leader takes a wrong action, he must admit making a mistake, analyze the situation again, take quick remedial action and move on. He should learn from his own mistakes, as well as from others' mistakes.

Communication

Communication is the fourth major leadership component. It consists in the exchange of information and ideas between the leader and his subordinates. Communication is effective when the subordinates understand exactly what the leader is trying to tell them and when the leader understands precisely what they are trying to tell him. It can take place in oral or written form, through actions or through a combination of all of them.

The way the leader communicates in different situations is important. The choice of words, tone of voice, the physical actions, all combine to impact upon those under his command. The ability of saying the correct thing at the appropriate time and in the right way is also an important aspect of leadership.

Effective communication is achieved only when the soldiers listen to and understand the leader. At the same time the leader should listen to what soldiers tell him. Emotions are an important aspect of communication. Good listening is hard work, but it is a skill any good leader must learn since subordinates will listen to the leader only if he listens to them.

To sum up, the four major leadership components are always present, but their effects vary with each situation. The most important component in one situation may have little importance in another. In choosing the best course of action, the leader must constantly take into consideration all four components of leadership. Mistakes take place when leaders fail to consider all the four components, as well as the manner in which they affect each other in mission completion. Honest and correct self-assessment, study and experience will improve a leader's understanding of the four major components of leadership.

5.3. The principles of leadership

There are certain principles of leadership against which an officer can assess himself/herself as a leader and develop an action plan to improve his/her ability to lead.

Know yourself and seek self-improvement

This means a leader continually develops his strengths and works on overcoming his weaknesses. Doing so will increase his competence and the confidence the soldiers have in his ability to train and lead.

Be technically and tactically proficient

The leader is expected to be technically and tactically proficient in his job. This means that he can accomplish all tasks to the necessary standards. Moreover, he is responsible for training his soldiers to do their jobs properly. The technical and tactical proficiency is obtained through a combination of the techniques, tactics and procedures he learns formally at school, on his day-to-day job, as well as through professional reading and individual study.

Take responsibility for your actions

To lead always means assuming responsibility. The leader needs subordinates who are able to handle responsibility and help him carry out his mission. At the same time the leader needs subordinates who take the initiative and solve a problem they may encounter without waiting for their leader to tell them what action to take. The leader should set a positive example for subordinates. Armed conflict situations require bold and brave leaders at all levels, resourceful and being able to adapt to the tactical situation on the battlefield and defeat the enemy. In a situation in which the leader makes a mistake, he should accept criticism and assume responsibility for it so that trust between him and his subordinates is not shaken.

Make sound and timely decisions

The leader must be capable of quickly judging situations and of making sound decisions. Mission accomplishment may be at risk and unnecessary casualties may be produced when the leader hesitates or delays making a decision if confronted with the trying conditions of warfare. Here are some guidelines the leader can use in order to lead effectively:

- Gather essential information before making decisions and consider their short- and long-term effects;

- Announce decisions in time for soldiers to react. Good decisions made at the right time are always better than the best decisions that are made too late.

Set the example

An important aspect of leadership refers to the capability of setting a role model for subordinates. If a leader expects from subordinates competence, courage and commitment to accomplishing a task, then he should demonstrate these qualities himself. The example set by the leader can have an impact that is by far greater than the amount of instruction or form of discipline the subordinates are subjected to during training. The leader should prove that he is willing to do what he requires his soldiers to do, willing to accomplish the hard tasks assigned and cope with the hardships and perils involved in an armed conflict.

Know your soldiers and care for their well-being

The leader must know his soldiers and care for their well-being. Soldiers need to know what the leader wants to be done, when he wants it done and the standard of performance he expects from them. A good leader will always supervise his subordinates closely to see who deserves to be praised or rewarded and who needs to be reprimanded or punished. If he supervises too much, he risks causing resentment. If he under supervises, he will cause frustration. When subordinates perform poorly, the leader has to determine the cause and take appropriate action. Holding subordinates responsible to him for their performance, the leader makes them realize their role in completing missions both as individuals and as teams.

Build the team

Fighting a battle is a team activity. The leader must develop a team spirit among soldiers that motivates them to go willingly and confidently into combat. In order to make a quick transition from peace to war, soldiers must be confident in their leader's ability to lead them and in their own ability to perform technically and tactically as members of the team. The team is well forged when there is trust and respect not only between the leader and his subordinates, but among each other as trained professionals as well. It is also important for each subordinate to realize that the accomplishment of the mission would not be possible without their contribution.

Employ your unit in accordance with its capabilities

The leader must be aware and recognize that a unit has capabilities and limitations. The standards set by the leader should be high, but attainable. When the tasks assigned by the leader are challenging but reasonable, the soldiers will gain satisfaction. When the tasks are not realistic, being either too easy or too difficult, the soldiers will feel frustrated. The leader must continually make sure that his soldiers' training is demanding. The standards of training must not be lowered simply because the unit seems unable to meet

existing standards. The challenge of a leader is to attain, sustain and enforce high standards of performance and combat readiness by means of realistic, yet tough training techniques.

e-resources

<http://www.molossia.org/milacademy/leadership.html>

<http://www.globalsecurity.org/military/library/policy/army/fm/6-22/fm6-22.pdf>

<http://www.dtic.mil/doctrine/education/armedforcesofficer.pdf>

<http://www.armyheritage.org/images/Education/FMs/FM%2022-100%20Aug99.pdf>

Check your understanding:

1. Define leadership.
2. Present the qualities a soldier must have in order to become an army leader.
3. What are the five military leadership styles?
4. Mention the leadership components.
5. Which are the principles of leadership?

6. Military courtesy

Any military organization instills pride in its members because of its history, mission, capabilities, and the respect it has earned in the service of the Nation. This pride is visible in the customs, courtesies, and traditions the Army holds.

Courtesy among members of the armed forms is vital to maintain discipline and essential in human relationships. It stimulates harmonious association of individuals, civilian as well as military. It pertains to wholesome relationships between juniors and seniors, between young and old. Courtesy includes as an essential element a full and proper appreciation of the rights of others.



Figure 6.1 : *Politeness*

Source: <http://likesuccess.com/>

There are many things to learn about military courtesy; by learning them you will replace the embarrassments of ignorance with the confidence of knowledge. Military courtesy is simply the display of good manners and politeness in dealing with other people by conveying respect from both subordinate and senior to each other.

Military courtesy includes special acts and ceremonial procedures which are prescribed in official regulations. It includes the respects paid to the national flag and the national anthem; the courtesies appropriate for a soldier to extend to an officer or a junior officer, as well as the answering courtesies paid by the senior; the honors extended to high military or civilian dignitaries; finally, the honors and respectful procedures extended to the military dead.

6.1. The correct use of titles

Each member of the army has a military grade or rank, private to general. This grade becomes his or her military title by force of regulation and custom. In official documents, a member's grade or title always accompanies his or her name. It is also used in conversations. Military titles are used between civilians and the military just as custom has established the usage of 'Doctor', 'Professor', or 'Governor.' A person who has attained a military title carries it permanently, if he or she chooses to do so, including into retirement.

6.2. Mode of address

Lieutenants are addressed officially as 'Lieutenant.' The adjectives 'First' and 'Second' are not used except in written communications. In a casual conversation you can identify yourself as Lieutenant but in writing and anytime you want to be specific about your rank use Second Lieutenant or First Lieutenant.

In all of the services basic ranks are used in conversation, and full graded ranks are used in writing.

E.g. Conversation: (a): A Major General is addressed orally as General (Name).

Written Form (b): He is addressed on an envelope as Major General (Name)

a) Petty Officer Third Class is addressed orally as Petty Officer (Name).

b) He is addressed on an envelope as Petty Officer Third Class (Name).

The same principle also holds for other ranks. In conversation and in non-official correspondence (other than in the address itself), brigadier generals, major generals and lieutenant generals are usually referred to and addressed as 'General'. Lieutenant colonels, under the same conditions, are addressed as 'Colonel.'



Figure 6.2: Greeting

Source: <http://www.businessinsider.com/>)

Senior officers may sometimes address junior officers as 'Brown' or 'White' (by the family name only), but this does not give the junior officer the privilege of addressing the senior in any way other than by the senior's proper title.

'Ma'am' may be used in addressing a female officer under circumstances when the use of 'sir' would be appropriate for a male officer. All chaplains are officially addressed as 'Chaplain', regardless of their military grade or professional title. When officers and civilian officials are spoken to, the term of respect sir is used. Each sentence or statement should be either preceded by or terminated with the word "sir," but should not be used both before and after the statement. When you are speaking with a female officer, the term "ma'am" instead of "sir" is used. When you answer a telephone on a military installation, you always assume that the caller is an officer and respond accordingly. Some units have protocol prescribed for answering the telephone, but the normal procedure is to identify the unit and yourself, and to end the conversation with sir. Giving the name of the company and the battalion is usually sufficient to identify the unit.

Conversations by seniors in the presence of troops, or information and directions that need to be shared with the troops should be formal, which means that proper titles should be used. Juniors address seniors by their proper titles at all times.

Officers and enlisted personnel under arms uncover only when in attendance at a court or board (prisoner guards do not uncover), entering places of worship, indoors if not at a place of duty, or in attendance at an official reception. When personnel are unarmed, the cap is removed indoors. When personnel are out of doors, the cap is never removed or raised as a form of salutation.

Warrant officers

The warrant officer formally ranks below second lieutenant and above cadet. He or she is extended the same privileges and respect as a commissioned officer and differs only in that there are certain regulated restrictions on command functions. The warrant officer is the army's top-grade specialist and is addressed as 'Mister' or 'Miss (Mrs.)', as appropriate. Current common usage allows 'Ms.' to be used instead of 'Mrs.' for a married woman or 'Miss' for a single woman.

Under less formal situations, warrant officers are often addressed as '*Chief.*'

Titles of non-commissioned officers

Sergeants major are addressed as 'Sergeant Major.' A first sergeant is addressed as 'First Sergeant.' Other sergeants, regardless of grade, are addressed simply as 'Sergeant,' while a corporal is addressed as 'Corporal.' Specialists are addressed as 'Specialist.' Officers generally address privates by their family name such as 'Jones' or 'Brown.' The full titles of the enlisted members are used in official communications.

6.3. Making proper introductions

Not only is it necessary to be able to identify ranks and use correct titles in the military, it is also important to be able to make proper introductions. The most common and polite way to do so is to state the names in correct order, the lady, the senior, or more elderly first. 'General Smith – Captain Brown. 'Miss White – Colonel Green.' 'Mrs. Johns– General Tate.'



Figure 6.3: Introductions

Source: <https://www.capmembers.com/media/>

The more formal method: ‘*General Tate, may I introduce Captain Brown?*’
An appropriate way to answer is to simply say, ‘*How do you do?*’

Remember.

When men are introduced, they stand, shake hands and say, ‘*How do you do?*’ or ‘*It is nice to meet you.*’

When a man is introduced to a lady, he does not offer his hand until she offers hers.

A lady or man, introducing a husband or wife to another, may say, ‘*This is my husband,*’ or ‘*May I introduce my wife?*’ or simply: *This is my spouse.*

What to Do When Being Introduced

The first impression is always important, so when being introduced to someone, look them in the eye, offer a good handshake (when meeting a woman, wait to see if she extends her hand first), and say something like:

- *I’ve really been looking forward to meeting you.*
- *I’ve heard such great things about you.*
- *It’s a pleasure to meet you.*
- *It’s great to finally meet you.*

Then go on with a conversation starter. “X told me you were How’s that going?”

- Always stand up for introductions.
- Make sure you know how to pronounce people’s names correctly when making introductions.
- Say something interesting about the person you’re introducing so that the person he or she is being introduced to will easier remember their name and transitioning into conversation.
- When being introduced or making an introduction outside, remove your hat and keep it off until you leave the area.
- If outside and wearing gloves when meeting someone, remove your glove before shaking his or her hand.

6.4. Military salutes

When to use the hand salute and the salute with arms

Outdoors, all army personnel in uniform are required to salute at all times when they meet and recognize persons entitled to the salute, except in public conveyances, such as trains and buses, or in public places, such as theatres, or when a salute would be manifestly inappropriate or impractical. Salutes will be exchanged between officers and between officers and enlisted personnel. Civilians may be saluted by persons in uniform when appropriate, but the uniform hat or cap will not be raised as a form of salutation.

Courtesies rendered by juniors to seniors

Covered or uncovered, salutes are exchanged in the same manner. The salute is rendered only once if the senior remains in the immediate vicinity and no conversation takes place.



Figure 6.4: The Salute

Source: <https://www.capmembers.com/media/cms/>

A group of enlisted personnel or officers on military posts, camps, or stations and not in formation, on the approach of a more senior officer, is called *to attention* by the first person noticing the senior officer. If indoors, they uncover if they are not under arms.

Organization and detachment commanders (commissioned and non-commissioned) salute officers of higher ranks by bringing the organization to attention before saluting, except when in the field.

In making reports at formations, the person making the report salutes first, regardless of rank.

6.5. When not to salute

Salutes are not rendered by individuals in the following cases:

- An enlisted member in ranks and not at attention comes to attention when addressed by an officer.
- When actively engaged in games such as baseball, tennis, or golf, one does not salute.
- While crossing a road/street, not on a military facility, when traffic requires undivided attention, one does not salute.
- In churches, theatres, or places of public assembly, or in a public vehicle, salutes are not exchanged.



Figure 6.5: Salute like a soldier
Source: <http://www.wikihow.com/>

- When on the march in combat, or under simulated combat conditions, no salutes are exchanged.
- The driver of a vehicle in motion is not required to salute.
- Indoors, salutes are not exchanged except when reporting to a senior.

6.6. Reporting to a superior officer in his or her office

When reporting to a superior officer in his or her office, the junior (unless under arms) removes any headgear, knocks and enters when told to do so. Upon entering, the junior marches up to within about two paces of the officer's desk, halts, salutes and reports in this manner, for example: 'Sir, Private Jones reports to Captain Smith,' or 'Sir, *Lieutenant Brown reports to the Battalion Commander.*'



Figure 6.6: Respect on display
Source: <https://www.captmembers.com/media/>

After the report, the conversation is carried on. When the business is completed, the junior salutes, executes about face and withdraws. A junior uncovers (unless under arms) upon entering a room where a senior officer is present.

Thus, when reporting to an officer, follow these steps:

A. In *an office* setting, knock on the commander's door and wait for permission to enter.

2. Walk toward the commander and halt 2 paces in front of them.
3. Salute and report, "*Sir / Ma'am, (Grade) (Name) reporting as ordered.*"
4. Wait for the officer to return the salute.
5. Remain at attention, unless instructed otherwise.
6. When the meeting is over, the officer will say, "Dismissed."
7. Come to attention (if not already), and take one step backward.
8. Salute and wait for the officer to return the salute.
9. Perform an about face and exit the area.

B. When reporting *outdoors*, the military will move rapidly to the ***vicinity*** of the officer, halt at a distance of approximately three steps from the officer, salute, and report as described above.

6.6.1. Procedures when an officer enters a dining facility

When an officer enters a dining facility, enlisted personnel seated at meals remain seated at ease and continue eating unless the officer orders otherwise. An individual addressed by the officer ceases eating and sits at attention until completion of the conversation

The following rules will help you conduct yourself appropriately in the presence of officers and anyone senior to you in rank:

- When talking to an officer, stand at attention unless given the order "*at ease*". When you are dismissed, or when the officer departs, come to attention and salute.
- When an officer enters a room, the first soldier to recognize the officer calls personnel in the room to attention but does not salute. A salute indoors is rendered only when one is reporting.
- When accompanying a senior, walk on his left.
- When entering or exiting a vehicle, the junior in rank is the first to enter, and the senior in rank is the first to exit.
- When an officer enters a dining facility, unless he directs otherwise or unless a senior officer is already present, the diners will be given the order "*at ease*" by the first person who sees the officer. You will remain seated, at ease and will continue eating unless the officer directs otherwise. If you are directly addressed, you should rise to attention if seated in a chair. If seated on a bench stop eating and sit at attention until the conversation ends.

6.6.2. Entering automobiles and small boats

Military persons enter automobiles and small boats in inverse order of rank; that is, the senior enters an automobile or boat last and leaves first. Juniors, although entering the automobile first, take their appropriate seat in the car. The senior is always on the right.

6.7. Salute to Colors

When the flag is passing in a parade, when the flag is raised at reveille and when the flag is lowered at retreat, cadets in uniform should face the flag (or music if the flag is not visible) and render a hand salute.

If you are outdoors in civilian attire and the flag is passing by, stand at attention and remove your headgear with your right hand and face the flag.

While the national anthem is played, stand at attention even if the flag is not displayed. This applies whether you are indoors or outdoors. Do not talk, chew gum, eat or smoke while the anthem plays.

6.8. Procedures for civilians working in the military

It is expected of all civilians working in the military to stand during the following events:

- posting of the colors/retiring of the colors;
- singing of the National Anthem;

- when there are flags passing in review;
- when a senior officer walks into the room at an official gathering and is announced.

Civilians do not engage in formal military salute of the flag, but should show respect in the following situations:

- when outdoors only;
- during the playing of the National Anthem
- when the national flag passes, like in a parade or at a funeral.

Note

On suitable occasions the officer commands '*Rest*,' '*As you were*,' or '*At ease*' when expecting to remain in the room and not desiring them to remain at attention.

Attention= a command phrase used to inform soldiers that they should stand up straight and be ready for a command.

Rest = a command phrase used to inform soldiers that they may move, talk, smoke or drink from a canteen; the soldier must remain standing with his/her right foot in place

As you were = a command phrase used to inform soldiers that they may continue doing an activity

At ease = a phrase used to inform soldiers that they may move or stand in a natural manner; a soldier must, however, remain standing and silent with his/her right foot in place.

e-resources

http://www.armystudyguide.com/content/Prep_For_Basic_Training/Prep_for_basic_customs_and_courtesies/other-courtesies.shtml

<http://www.military.com/join-armed-forces/getting-the-lowdown-on-customs-and-courtesies.html>

Check your understanding:

1. When do you use the following phrases: '*Rest*,' '*As you were*,' or '*At ease*'?
2. When do you use the phrase '*Attention*'?
3. What happens when entering and exiting automobiles when one person is a lieutenant and the other is a major?
4. What is the procedure to be used when an officer enters a dining facility?
5. Chose 8 to 10 unknown military terms from the text and find their definitions.

Conclusion

The aim of the course is to introduce the cadets into English military vocabulary, to improve their standard of English as well as enhance their English language communication skills.

Upon completion of the course the students should be able to:

- Recognize vocabulary related to the military environment;
- Use essential expressions and abbreviations in the context of military work;
- Understand various concepts with emphasis on related terminology;
- Express himself/herself clearly in English while applying appropriate military terminology.